

Please check the examination details below before entering your candidate information

Candidate surname

Other names

**Pearson Edexcel
International GCSE (9–1)**

Centre Number

--	--	--	--	--

Candidate Number

--	--	--	--

Time 1 hour 15 minutes

**Paper
reference**

4CH1/2C

**Chemistry
PAPER: 2C**

November 2021

You must have:
Calculator, ruler

Total Marks

Instructions

- Use **black** ink or ball-point pen.
- **Fill in the boxes** at the top of this page with your name, centre number and candidate number.
- Answer **all** questions.
- Answer the questions in the spaces provided
– *there may be more space than you need.*
- Show all the steps in any calculations and state the units.
- Some questions must be answered with a cross in a box . If you change your mind about an answer, put a line through the box and then mark your new answer with a cross .

Information

- The total mark for this paper is 70.
- The marks for **each** question are shown in brackets
– *use this as a guide as to how much time to spend on each question.*

Advice

- Read each question carefully before you start to answer it.
- Write your answers neatly and in good English.
- Try to answer every question.
- Check your answers if you have time at the end.
- Good luck with your examination.

Turn over ►

P66059RA

©2021 Pearson Education Ltd.

1/1/1/1/1/1



P 6 6 0 5 9 R A 0 1 2 4


Pearson

The Periodic Table of the Elements

	1	2	3	4	5	6	7	0											
	7 Li lithium 3	9 Be beryllium 4	11 Na sodium 11	12 Mg magnesium 12	13 Al aluminium 13	14 N nitrogen 7	15 P phosphorus 15	16 S sulfur 16	17 Cl chlorine 17	18 Ar argon 18									
	19 K potassium 19	20 Ca calcium 20	23 Sc scandium 21	24 Ti titanium 22	25 V vanadium 23	26 Cr chromium 24	27 Mn manganese 25	28 Fe iron 26	29 Co cobalt 27	30 Ni nickel 28	31 Cu copper 29	32 Zn zinc 30	33 Ga gallium 31	34 Ge germanium 32	35 As arsenic 33	36 Se selenium 34	37 Br bromine 35	38 Kr krypton 36	
	39 Rb rubidium 37	40 Sr strontium 38	45 Y yttrium 39	48 Zr zirconium 40	51 Nb niobium 41	52 Mo molybdenum 42	55 Tc technetium 43	56 Ru ruthenium 44	59 Rh rhodium 45	65 Pd palladium 46	70 Ag silver 47	73 Cd cadmium 48	75 In indium 49	77 Sn tin 50	79 Sb antimony 51	80 Te tellurium 52	81 I iodine 53	82 Xe xenon 54	83 Rn radon 55
	55 Cs caesium 55	56 Ba barium 56	57 La* lanthanum 57	72 Hf hafnium 72	73 Ta tantalum 73	74 W tungsten 74	75 Re rhenium 75	76 Os osmium 76	77 Ir iridium 77	78 Pt platinum 78	79 Au gold 79	80 Hg mercury 80	81 Tl thallium 81	82 Pb lead 82	83 Bi bismuth 83	84 Po polonium 84	85 At astatine 85	86 Rn radon 86	87 Fr francium 87
	[223] Fr francium 87	[226] Ra radium 88	[227] Ac* actinium 89	[261] Rf rutherfordium 104	[262] Db dubnium 105	[266] Sg seaborgium 106	[264] Bh bohrium 107	[277] Hs hassium 108	[268] Mt meitnerium 109	[271] Ds darmstadtium 110	[272] Rg roentgenium 111	Elements with atomic numbers 112–116 have been reported but not fully authenticated							

1
H
hydrogen
1

Key

relative atomic mass
atomic symbol
name
atomic (proton) number

* The lanthanoids (atomic numbers 58–71) and the actinoids (atomic numbers 90–103) have been omitted.

The relative atomic masses of copper and chlorine have not been rounded to the nearest whole number.

DO NOT WRITE IN THIS AREA

DO NOT WRITE IN THIS AREA

DO NOT WRITE IN THIS AREA



P 6 6 0 5 9 R A 0 2 2 4

Answer ALL questions.

1 Use the Periodic Table to help you answer this question.

(a) Identify the element with atomic number 7 (1)

(b) Identify a solid non-metallic element in Period 3 (1)

(c) Name an element in Group 7 that is a liquid at room temperature. (1)

(d) State the relative atomic mass of the element that is in Group 4 and Period 4 (1)

(e) Which row shows the most reactive element in Group 1 and Group 7? (1)

	Most reactive element in Group 1	Most reactive element in Group 7
<input type="checkbox"/> A	lithium	fluorine
<input type="checkbox"/> B	francium	astatine
<input type="checkbox"/> C	lithium	astatine
<input type="checkbox"/> D	francium	fluorine

(Total for Question 1 = 5 marks)

DO NOT WRITE IN THIS AREA

DO NOT WRITE IN THIS AREA

DO NOT WRITE IN THIS AREA



2 (a) The box lists words that may be used to explain the term **saturated solution**.

solute solvent temperature

Explain, using all the words in the box, the term **saturated solution**.

(2)

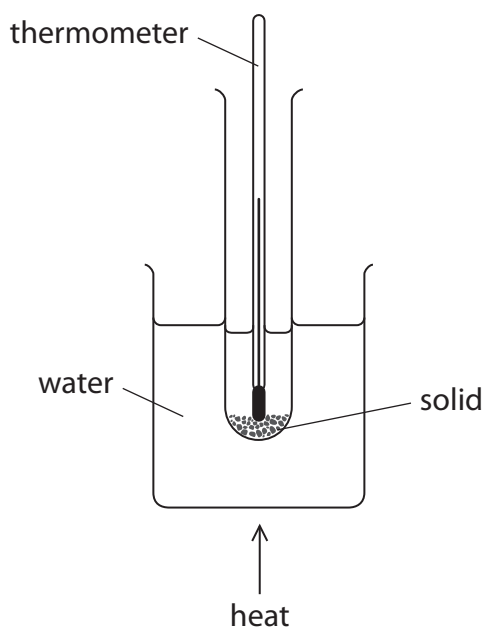
.....

.....

.....

.....

(b) The diagram shows the apparatus a student uses to make a saturated solution.



This is the student's method.

Step 1 add 4.5 g of solid to a boiling tube

Step 2 measure exactly 10.0 cm³ of pure water and pour into the boiling tube

Step 3 place the boiling tube in the beaker of water and heat gently, stirring the mixture continuously until all the solid dissolves

Step 4 remove the boiling tube from the beaker and allow it to cool

Step 5 record the temperature when crystals start to form in the boiling tube

The recorded temperature shows when the solution becomes saturated.



(i) Name the piece of apparatus that the student should use in Step 2 to measure exactly 10.0 cm^3 of pure water.

(1)

(ii) Suggest why the boiling tube is not heated directly using a Bunsen burner in Step 3.

(1)

(iii) Suggest how the student could improve the reliability of her recorded temperature in Step 5.

(1)

(iv) In Step 5, crystals start to form at 26°C .

Calculate the solubility of the solid, in g per 100 g of water, at 26°C .

[1.0 cm^3 of pure water has a mass of 1.0 g]

(2)

solubility = g per 100 g of water

DO NOT WRITE IN THIS AREA

DO NOT WRITE IN THIS AREA

DO NOT WRITE IN THIS AREA

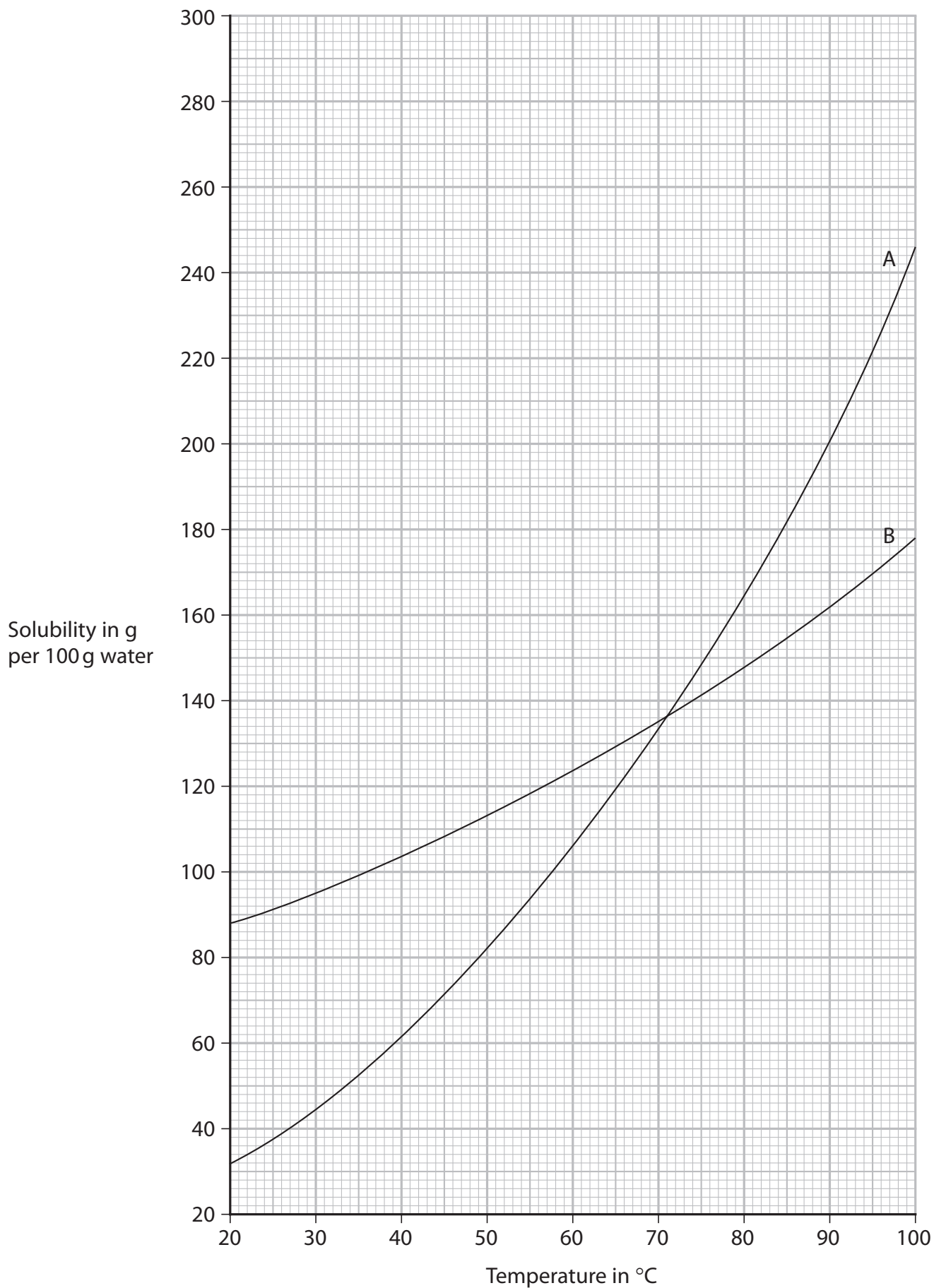


DO NOT WRITE IN THIS AREA

DO NOT WRITE IN THIS AREA

DO NOT WRITE IN THIS AREA

(c) The solubility curves for two solids, A and B, are shown on the grid.



(i) State the temperature when A and B have the same solubility. (1)

temperature = °C

(ii) Calculate the mass of B that will dissolve in 250 g of water at 60 °C.
Show your working. (2)

mass = g

(iii) Suggest why the values for the solubility of A and B may be less accurate at 95 °C than at lower temperatures. (1)

.....
.....
.....

(Total for Question 2 = 11 marks)

DO NOT WRITE IN THIS AREA

DO NOT WRITE IN THIS AREA

DO NOT WRITE IN THIS AREA




3 Sulfur dioxide (SO₂) and hydrogen sulfide (H₂S) are both gases.

The two gases react together to form solid sulfur and water.

(a) (i) Complete the chemical equation for the reaction.

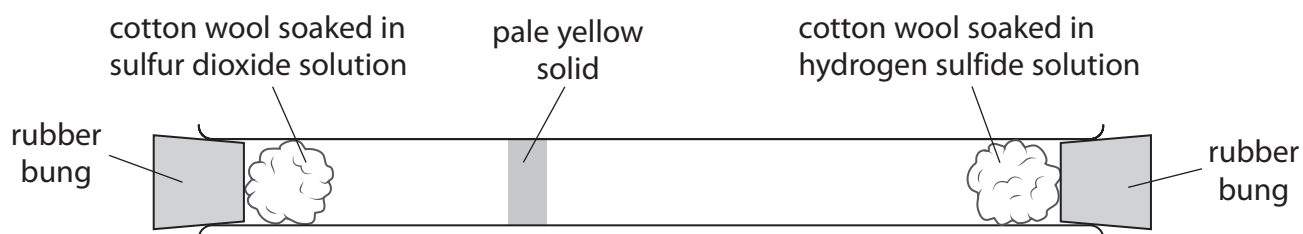
(2)



(ii) State why the sulfur dioxide is reduced in the reaction.

(1)

(b) The diagram shows apparatus used to compare the speed at which particles of the two gases diffuse.



The two pieces of cotton wool and rubber bungs are put in position at the same time.

A pale yellow solid soon forms.

(i) Explain how the diagram shows that hydrogen sulfide gas diffuses more quickly than sulfur dioxide gas.

(2)



(ii) Deduce a relationship between the relative formula mass (M_r) of a gas and the speed at which a gas diffuses.

Use the A_r values to help you.

[A_r values: H = 1 S = 32 O = 16]

(3)

.....

.....

.....

.....

.....

.....

.....

(Total for Question 3 = 8 marks)

DO NOT WRITE IN THIS AREA



4 This question is about ionic compounds.

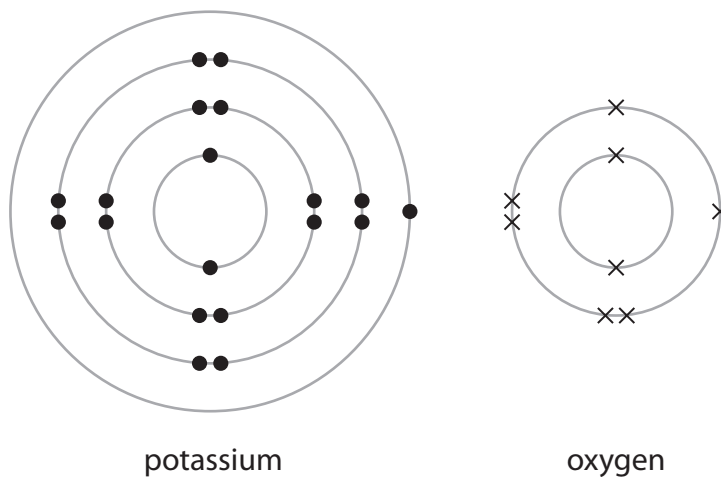
(a) State the formula of the cation and the anion in magnesium sulfate.

(2)

cation

anion

(b) The diagram shows the electronic configuration of a potassium atom and an oxygen atom.



Potassium oxide (K_2O) is an ionic compound.

Draw the electronic configuration of a potassium ion and an oxide ion.

Show the charge on each ion.

(3)

potassium ion

oxide ion



(c) A sample of solid potassium oxide is added to water.

A reaction occurs and a colourless solution forms.

When a few drops of phenolphthalein indicator are added to the solution it turns pink.

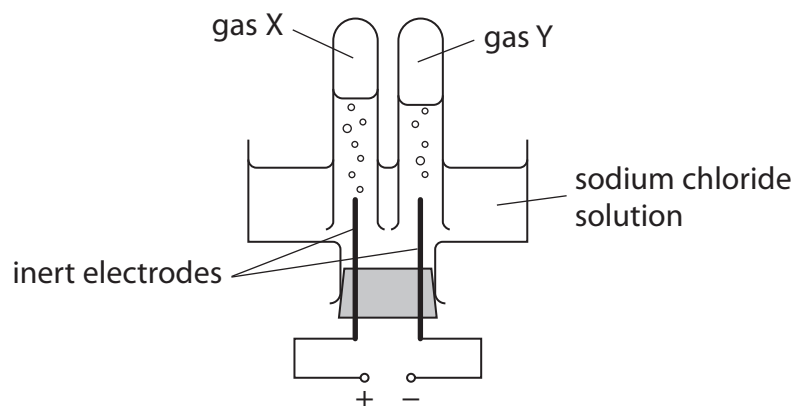
(i) Identify the ion responsible for the colour change. (1)

(ii) Give a chemical equation for the reaction between potassium oxide and water. (1)

(d) Explain why ionic compounds conduct electricity when molten or in aqueous solution, but not when in the solid state. (2)



- (e) The diagram shows the apparatus a teacher uses to demonstrate the electrolysis of a concentrated aqueous solution of sodium chloride.



During the electrolysis two gases, X and Y, are formed. One of the gases produces a squeaky pop when tested with a lighted splint.

Use ionic half-equations to identify X and Y.

(4)

(Total for Question 4 = 13 marks)



DO NOT WRITE IN THIS AREA

DO NOT WRITE IN THIS AREA

DO NOT WRITE IN THIS AREA

BLANK PAGE



- 5 Metals are found in the Earth's crust either as uncombined elements or in metal compounds in rocks.

The method of extraction of a metal is related to its position in the reactivity series.

The table shows the positions of some metals and carbon in the reactivity series.

most reactive	potassium
	sodium
	lithium
	calcium
	magnesium
	aluminium
	carbon
	zinc
	iron
	lead
	copper
	silver
	gold
least reactive	platinum

- (a) (i) State the name given to rocks that contain metal compounds used in the extraction of metals.

(1)

- (ii) Name a metal that is found as an uncombined element in the Earth's crust.

(1)



DO NOT WRITE IN THIS AREA

DO NOT WRITE IN THIS AREA

DO NOT WRITE IN THIS AREA

(b) Carbon extraction and electrolysis are two methods of obtaining a metal from a compound.

(i) Explain, without giving practical details, which method is most suitable to obtain calcium from calcium chloride.

(2)

.....

.....

.....

.....

(ii) Explain, without giving practical details, which method is most suitable to obtain lead from lead oxide.

(2)

.....

.....

.....

.....

(c) Explain, using a labelled diagram, why lead metal is malleable.

(3)

.....

.....

.....

.....

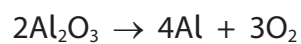
.....

.....



(d) Aluminium is extracted from aluminium oxide.

The overall equation for the process is



Calculate the maximum mass, in grams, of aluminium that could be obtained from 1.275 kg of aluminium oxide.

(3)

mass = g

(Total for Question 5 = 12 marks)



DO NOT WRITE IN THIS AREA

DO NOT WRITE IN THIS AREA

DO NOT WRITE IN THIS AREA

BLANK PAGE



6 This question is about alcohols, carboxylic acids and esters.

- (a) Ethanol can be manufactured by reacting ethene with steam in the presence of a phosphoric acid catalyst.

Which row gives the correct conditions of temperature and pressure for this reaction?

	Temperature in °C	Pressure in atmospheres
<input type="checkbox"/> A	35	300
<input type="checkbox"/> B	65	300
<input type="checkbox"/> C	300	65
<input type="checkbox"/> D	300	35

(1)

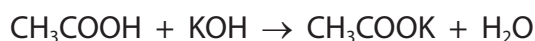
- (b) Give the displayed formula of butanol.

(1)

- (c) Ethanoic acid (CH_3COOH) is a carboxylic acid present in vinegar.

- (i) The concentration of CH_3COOH in vinegar can be found by titration with aqueous potassium hydroxide (KOH).

The equation for the reaction is



In a titration, a 25.0 cm^3 sample of vinegar is neutralised by 45.00 cm^3 of KOH solution of concentration 0.400 mol/dm^3 .

Calculate the concentration, in mol/dm^3 , of CH_3COOH in this sample of vinegar.

(2)

concentration = mol/dm^3



(ii) A sample of vinegar containing 0.0030 mol of CH₃COOH is poured into a flask.

Calculate the maximum volume, in cm³, of carbon dioxide gas formed at rtp when excess sodium carbonate is added to the flask.

The equation for the reaction is



[Assume that the molar volume of carbon dioxide at rtp is 24 000 cm³]

(2)

volume = cm³

(d) Alcohols react with carboxylic acids to form esters.

Which alcohol could react to form the ester ethyl propanoate?

(1)

- A CH₃OH
- B C₂H₅OH
- C C₃H₇OH
- D C₄H₉OH

(e) Polyesters are formed in condensation polymerisation reactions between dicarboxylic acids and diols.

(i) State one difference between condensation polymerisation and addition polymerisation.

(1)

.....

.....

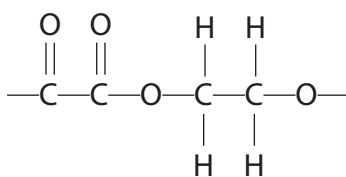
DO NOT WRITE IN THIS AREA

DO NOT WRITE IN THIS AREA

DO NOT WRITE IN THIS AREA



(ii) The repeat unit of a polyester is



Give the displayed formula of each of the two monomers needed to form this polyester.

(2)

--	--

(iii) Give one advantage of biopolyesters.

(1)

.....

.....

(Total for Question 6 = 11 marks)

DO NOT WRITE IN THIS AREA

DO NOT WRITE IN THIS AREA

DO NOT WRITE IN THIS AREA



DO NOT WRITE IN THIS AREA

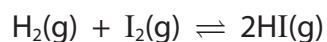
DO NOT WRITE IN THIS AREA

DO NOT WRITE IN THIS AREA

BLANK PAGE



7 Hydrogen gas and iodine gas react together to form hydrogen iodide gas.



(a) (i) The pressure of an equilibrium mixture of the three gases is increased.

Predict the effect of this change on the yield of hydrogen iodide at equilibrium, giving a reason for your answer.

(2)

.....

.....

.....

.....

(ii) A catalyst is added to an equilibrium mixture of the three gases.

Predict the effect of the catalyst on the yield of hydrogen iodide at equilibrium, giving a reason for your answer.

(2)

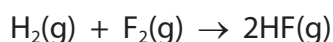
.....

.....

.....

.....

(b) Hydrogen gas reacts with fluorine gas to form hydrogen fluoride gas.



The table gives some bond energies.

Bond	Bond energy in kJ/mol
H—H	436
F—F	158
H—F	562



Use the equation and the data in the table to calculate the enthalpy change (ΔH) in kJ/mol, for the reaction.

Include a sign in your answer.

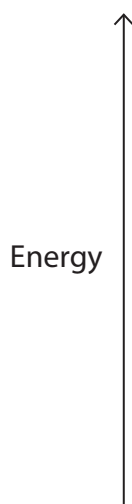
(3)

$\Delta H = \dots\dots\dots$ kJ/mol

(c) Draw an energy level diagram for the reaction between hydrogen and fluorine.

Label the enthalpy change, ΔH .

(3)



(Total for Question 7 = 10 marks)

TOTAL FOR PAPER = 70 MARKS

DO NOT WRITE IN THIS AREA

DO NOT WRITE IN THIS AREA

DO NOT WRITE IN THIS AREA



DO NOT WRITE IN THIS AREA

DO NOT WRITE IN THIS AREA

DO NOT WRITE IN THIS AREA

BLANK PAGE

